



HARRY

Domus Line
design

Surface LED spotlight

Materials:

thermoplastic polymers, polycarbonate

Finish:

steel

Light source:

LGP LED module

Wiring:

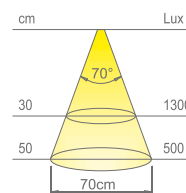
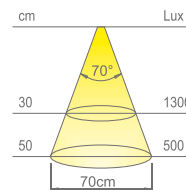


2000mm

Application type:

universal

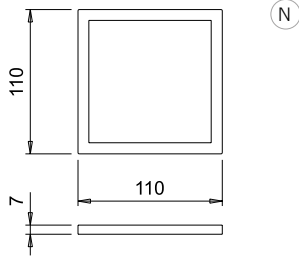
Installation:

surface



Colour appearance natural white
Colour temperature 4000 K
Luminous flux 230 lm
Luminous efficiency 65 lm/W
CRI Ra ≥ 80

Colour appearance warm white
Colour temperature 3000 K
Luminous flux 230 lm
Luminous efficiency 65 lm/W
CRI Ra ≥ 80



HARRY



Code	Watt & Volt	Light colour
1277919N	3,5W @ 24Vdc	natural white
1277919B	3,5W @ 24Vdc	warm white

Code	Finish
19	steel

LED CONVERTER NOT INCLUDED. TO BE ORDERED SEPARATELY.

24Vdc



SETS OF 2, 3, 4 OR 5 HARRY AND LED CONVERTER ARE AVAILABLE ON REQUEST.


^N This drawing shows the spotlight's overall dimensions. See installation manual for more details.

HARRY is a surface luminaire, measuring just **7mm thick** for direct surface installation.

HARRY incorporates a special LED module with LPG diffuser ensuring a uniform projection beam without the dot effect. **HARRY** is an ideal luminaire for installation in all furnishings where a **generous beam is required**. It is installed using a retractable bracket that disappears behind the back of the luminaire.



For Tunable White and White Changeable versions, consult the **Tunable White & White Changeable collection** catalogue also available on www.domusline.com.



For LED converters and accessories see page 74 or consult the **Domus Extra catalogue** also available on www.domusline.com.



¹ For UL-certified model codes, see the **American standard LED collection catalogue**, also available at www.domusline.com



FINISHES



STEEL (code 19)