

## TRACK

Domus Line design

### Surface LED profile with asymmetrical light projection

**Materials:**

aluminium, PMMA, thermoplastic polymers

**Finishes:**

aluminium

**Light source:**

SMD LED module

**Wiring:**

2000mm (sold separately)

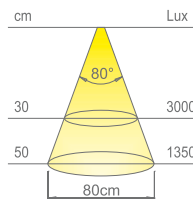

**Application type:**

under cabinet

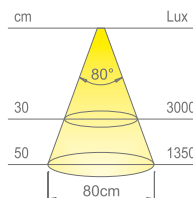

**Installation:**

on surface behind the frame

**TRACK** is a LED modular profile measuring only 8mm thick, for surface installation, is equipped with a special diffuser with **asymmetrical projection** of the light beam. **TRACK** can be installed in a continuous row thanks to a special back-to-back connector. Also available the touchless dimmer switch module.



**Colour appearance** natural white  
**Colour temperature** 4000 K  
**Luminous efficiency** 60 lm/W  
**CRI** Ra ≥ 80



**Colour appearance** warm white  
**Colour temperature** 3000 K  
**Luminous efficiency** 60 lm/W  
**CRI** Ra ≥ 80

\* values referring to TRACK 1180mm

