



PIXEL

Domus Line
design

**Recessed LED spotlight
with diffuse light projection**

Materials:

brass, polycarbonate

Finishes:

chrome plated, satin nickel, satin
chrome

Light source:

SMD LED module

Wiring:

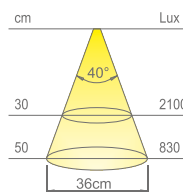

2000mm

Application type:

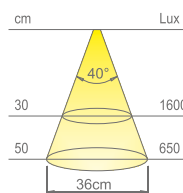

universal

Installation:

recessed



Colour appearance	natural white
Colour temperature	3900 K
Luminous flux	100 lm
Luminous efficiency	85 lm/W
CRI	Ra ≥ 80



Colour appearance	warm white
Colour temperature	3000 K
Luminous flux	90 lm
Luminous efficiency	75 lm/W
CRI	Ra ≥ 80



PIXEL



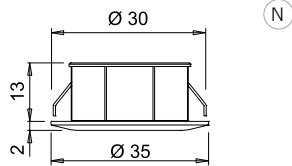
Code	Watt & Volt	Light colour
10213_ _N	1,2W @ 350mA	natural white
10213_ _B	1,2W @ 350mA	warm white

Code	Finish
09	chrome plated
17	satin nickel
28	satin chrome

LED CONVERTER NOT INCLUDED. TO BE ORDERED SEPARATELY.



SETS OF 2, 3, 4 OR 5 PIXEL AND LED CONVERTER ARE AVAILABLE ON REQUEST.



(N) This drawing shows the spotlight's overall dimensions. See installation manual for more details.

PIXEL is a minimal spotlight for **accent lighting**. It is designed for recessed applications **in 30mm holes just 13mm deep** with a functional pressure fixing system.



Spacers are available on request for surface installation:

Code	Finish
21817_ _	see finishes codes



Inclined spacers are available on request for surface installation:

Code	Finish
21769_ _	see finishes codes

FINISHES



CHROME PLATED (code 09)



SATIN NICKEL (code 17)



SATIN CHROME (code 28)

For LED converters and accessories see page 74 or consult the **Domus Extra catalogue** also available on www.domusline.com.

