

Recessed installation

Consult the installation manual for more details on drilling holes for assembly.

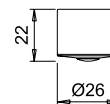
PIR 2.0

Passive infrared sensor



Code	Input	Output	Power	Connectors
17756_ _	24Vdc	24Vdc	72W	Micro24
17766_ _	12-24Vdc	12-24Vdc	36-72W	Micro12-Micro24

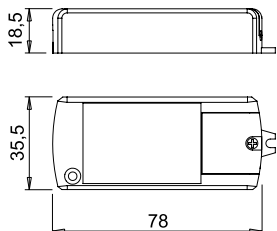
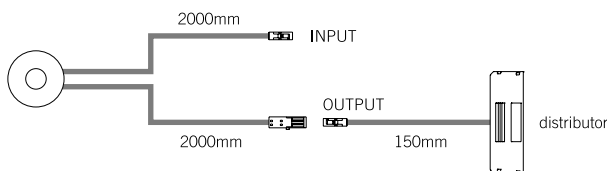
Code	Finish
01	white
03	black



Surface installation
with holder sold separately

Code	Finish
3061201	white
3061203	black

PIR 2.0 is a sensor installed on the back of a door that activates when there are people within the detection radius. After approximately 30 seconds with no detection, **PIR 2.0** automatically switches off the connected luminaires even if the door is open.



IFR V09

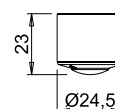
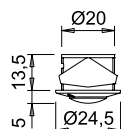
Presence sensor



Code	0854501
Input	220-240Vac
Output	220-240Vac
Power	150W
Input wiring	2000mm input cord with two-pole Europlug
Output wiring	500mm output cord with two-pole Europlug socket
Sensor	white with power cord



IFR V09 is a sensor installed on the back of a door that activates when there are people within the detection radius. After approximately 30 seconds with no detection, IFR V09 automatically switches off the connected luminaires even if the door is open. The switch-off delay time can be adjusted from min. 10 seconds to max. 3 minutes.



Recessed installation

Read the installation manual to learn details drilling for assembly.

Surface installation

with spacer holder sold separately
code: 3055401