



JUPPA

Domus Line
design

Applique for bathroom mirror with reflected projection

Materials:

thermoplastic polymers

Finishes:

chrome plated

Light source:

LED SMD module

Connector:

cut-off cable

Wiring:

300mm

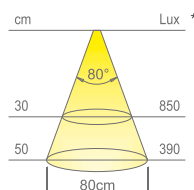

Application type:

bathroom mirrors

Installation:

“dual use” on mirror profile, on the edge of the mirror

JUPPA is a luminaire for mirrors with integrated LED converter. This model stands out for the body made of chrome plated finishing **thermoplastic polymers** and the **“dual use” fixing bracket for fitting on the profile or on the edge of the mirror, with a maximum thickness of 6 mm.**



* values referred to JUPPA 300mm

Colour appearance	natural white
Colour temperature	4000 K
Luminous efficiency	40 lm/W
CRI	Ra ≥ 80



JUPPA

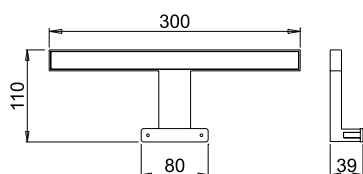
CE CB ENE IP44

for installation on mirrors

Code	Watt & Volt	Light colour	Finish
1275609NP	4,5W @ 230Vac	natural white	chrome plated

BUILT-IN LED CONVERTER.

230V



DUAL USE BRACKET

JUPPA comes with integrated LED converter and a special **“dual use” bracket** for fitting on the profile or on the edge of the mirror with a maximum thickness of 6mm.



FINISHES



CHROME PLATED (code 09)