



QUADRUM

Domus Line
design

Recessed LED spotlight with diffuse light projection

Materials:
thermoplastic polymers, PMMA

Finishes:
aluminium, steel, black touch,
dark inox, matt white

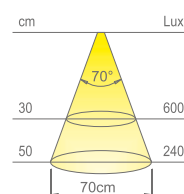

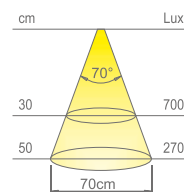

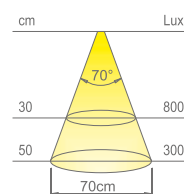

Light source:
LED SMD module

Connector:
Micro12

Wiring:
2000mm

Application type:
universal

Installation:
recessed



Colour appearance natural white
Colour temperature 4300 K
Luminous flux 390 lm
Luminous efficiency 130 lm/W
CRI Ra ≥ 80

Colour appearance warm white
Colour temperature 3000 K
Luminous flux 360 lm
Luminous efficiency 120 lm/W
CRI Ra ≥ 80

Colour appearance super warm white
Colour temperature 2700 K
Luminous flux 360 lm
Luminous efficiency 120 lm/W
CRI Ra ≥ 80



QUADRUN IP44

CE ENEC IP44

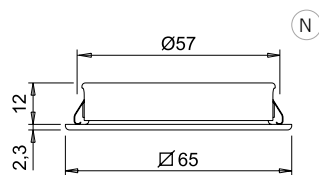
Code	Watt & Volt
12827__*_**	3W @ 12Vdc

LED CONVERTER NOT INCLUDED. TO BE ORDERED SEPARATELY.



Code	Finish*
10	aluminium
19	steel
46	black touch
50	dark inox
54	matt white

Code	Light colour**
NP	natural white
BP	warm white
BLP	super warm white



^N This drawing shows the spotlight's overall dimensions. See installation manual for more details.

QUADRUN is an LED device featuring the no-dot effect technology, ensuring a uniform projection beam without the dot effect. **QUADRUN** is an ideal device for lighting the insides of wall cabinets, shelves and living areas.



FINISHES



ALUMINIUM (code 10)



STEEL (code 19)



BLACK TOUCH (code 46)




DARK INOX (code 50)



MATT WHITE (code 54)

For Tunable White and White Changeable versions, consult the **Tunable White & White Changeable collection** catalogue also available on www.domusline.com.



For LED converters and accessories see page 42 or consult the **Domus Extra catalogue** also available on www.domusline.com.

