



HYPNOSE 2.0

Domus Line design

Recessed LED spotlight

Materials:

metal alloy, thermoplastic polymers

Finishes:

gold plated, chrome plated, antique pewter, antique gold, brown

Light source:

SMD LED module

Wiring:

79" (2000mm)

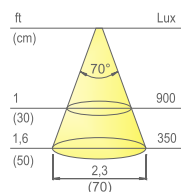

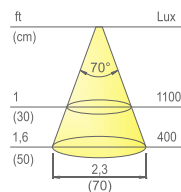

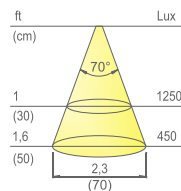

Installation:

recessed

Application type:

inside cabinet, under cabiner, under shelf

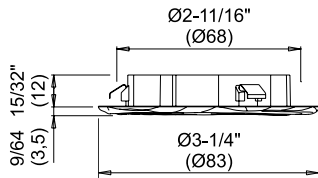
Patented



Colour appearance	natural white
Colour temperature	4300 K
Luminous flux	390 lm
Luminous efficiency	130 lm/W
CRI	Ra ≥ 80

Colour appearance	warm white
Colour temperature	3000 K
Luminous flux	360 lm
Luminous efficiency	120 lm/W
CRI	Ra ≥ 80

Colour appearance	super warm white
Colour temperature	2700 K
Luminous flux	360 lm
Luminous efficiency	120 lm/W
CRI	Ra ≥ 80



HYPNOSE 2.0

installation on wood panels



Code	Watt & Volt	Light colour
13656__N	3W @ 12Vdc	natural white
13656__B	3W @ 12Vdc	warm white
13656__B1	3W @ 12Vdc	super warm white

LED CONVERTER NOT INCLUDED. TO BE ORDERED SEPARATELY.



Code	Finish
08	gold plated
09	chrome plated
29	antique pewter
38	antique gold
39	brown



FOR LED CONVERTERS AND ACCESSORIES SEE PAGE 200.

INSTALLATION

The devices are designed for flush mounting with a Ø 2-11/16" (68mm) hole. The fixing system, with two lateral steel springs, is quick and does not require any tools.



FINISHES



GOLD PLATED (code 08)



CHROME PLATED (code 09)



ANTIQUE PEWTER (code 29)



ANTIQUE GOLD (code 38)



BROWN (code 39)