



APEX

Domus Line design

LED profile in polycarbonate for recessed installation

Materials:

polycarbonate, thermoplastic polymers

Finish:

white

Light sources:

SHE LED module (55 LED/ft - 180 LED/m)

HE LED module (37 LED/ft - 120 LED/m) - on request

Wiring:

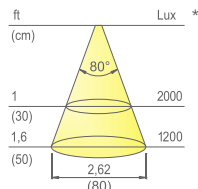
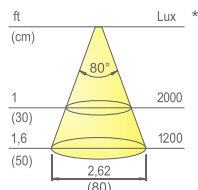
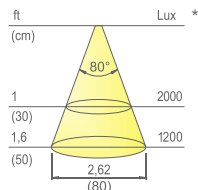



79" (2000mm)

Application type:

under cabinet, under shelf

Installation:

recessed



Colour appearance natural white
Colour temperature 4100 K
Luminous efficiency 85 lm/W
CRI Ra ≥ 80

Colour appearance warm white
Colour temperature 2900 K
Luminous efficiency 85 lm/W
CRI Ra ≥ 80

Colour appearance super warm white
Colour temperature 2600 K
Luminous efficiency 85 lm/W
CRI Ra ≥ 80

* values referring to APEX SHE 78-3/4" (2000mm)



APEX

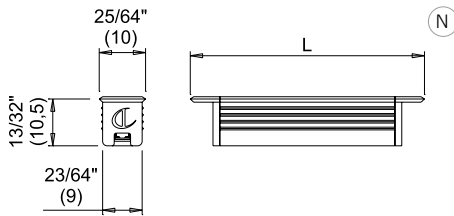
without switch - for blind milled groove



Code	Model	Watt & Volt
on request*	SHE (55 LED/ft - 180 LED/m)	4,4W/ft (14,4W/m) @ 24Vdc

CONVERTER NOT INCLUDED. TO BE ORDERED SEPARATELY.

* Codes will be provided according to the length requested.



This drawing shows the profile's overall dimensions. See installation manual for more details.

This profile integrates a stripled with OSRAM Opto Semiconductors diodes.



FOR POWER SUPPLIES AND ACCESSORIES SEE PAGE 200.



APEX SD

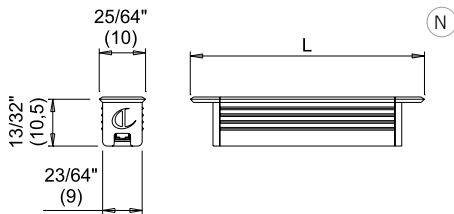
with dimmer switch - for blind milled groove



Code	Model	Watt & Volt
on request*	SHE (55 LED/ft - 180 LED/m)	4,4W/ft (14,4W/m) @ 24Vdc

CONVERTER NOT INCLUDED. TO BE ORDERED SEPARATELY.

* Codes will be provided according to the length requested.



This drawing shows the profile's overall dimensions. See installation manual for more details.

This profile integrates a stripled with OSRAM Opto Semiconductors diodes.

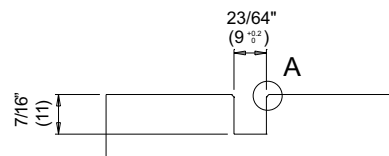


APEX SD integrates an electronic infrared dimmer switch which allows to turning on, turning off and adjusting the light intensity of the profile.

APEX is designed for recessed installation using a through-milled groove 23/64" (9mm) wide and 7/16" (11mm) deep. Its length can be adapted to your needs, with a minimum of 12" (300mm) and a maximum of 118" (3000mm). **APEX** is recommended for horizontal installation under kitchen cabinets, sideboards, bookshelves and shelves.

APEX is designed for recessed installation in a blind or through milled groove which is 23/64" (9mm) wide and 7/16" (11mm) deep.

APEX's unique shape hides the irregular edges of the groove. By making a 1/32" (0.7mm) chamfer at 45° is possible to reduce the protrusion out of the groove to only 1/64" (0.4mm).



STANDARD RECESS

RECESS WITH CHAMFER

