



FLEXYLED SHE6B PW PRO

Domus Line design

Flexible pre-wired LED modules to be integrated

Materials:

flexible LED strip with adhesive

Covering:

high reflectance paint

Light source:

static light LED module

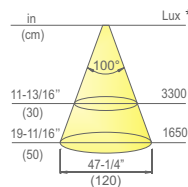

Application type:

universal

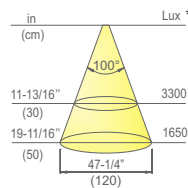

Installation:

surface or integrated into the profiles

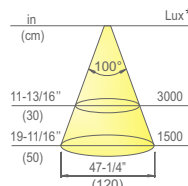

FLEXYLED SHE6 PW PRO is an LED strip with **55 LED/ft (180 LED/m)** on a circuit of **only 1/4" (6 mm) wide**. Developed to be integrated **"sliding" within small profiles** (e.g. APEX), it is supplied in modules of 3.3ft (1m), 6.6ft (2m), 8.2ft (2.5m) and 9.8ft (3m) with power supply and connector (pre-wired). These modules are designed with **reinforced soldered power supply cable terminals** which ensure good solidity.



Colour appearance natural white
Colour temperature 4200 Kelvin
Luminous efficiency 85 lm/W
CRI Ra ≥ 80



Colour appearance warm white
Colour temperature 3100 Kelvin
Luminous efficiency 85 lm/W
CRI Ra ≥ 80

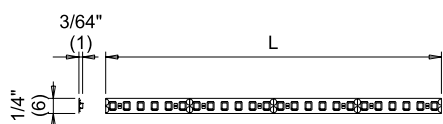


Colour appearance super warm white
Colour temperature 2700 Kelvin
Luminous efficiency 85 lm/W
CRI Ra ≥ 80

* values referring to FLEXYLED SHE6 PW PRO 39-3/8" (1000mm)

TECHNICAL DATA

Power	4.4W/ft (14.4W/m)
Power supply	24Vdc
LEDs/ft (LEDs/metre)	55 (180)
Divisibility	1-5/16" (3,3cm) - 6 LED
Cable	79" (2000mm)
Protection	IP20
Adhesive 3M®	no



FLEXYLED SHE6 PW PRO

modules with 55 LED/ft (180 LED/metre)




Code	Length	Watt & Volt	Light colour	LED
1382601N/SHE	3.3 ft (1m)	14,4W @ 24Vdc	natural white	180
1382601B/SHE	3.3 ft (1m)	14,4W @ 24Vdc	warm white	180
1382601B1/SHE	3.3 ft (1m)	14,4W @ 24Vdc	super warm white	180
1382701N/SHE	6.6 ft (2m)	28,8W @ 24Vdc	natural white	360
1382701B/SHE	6.6 ft (2m)	28,8W @ 24Vdc	warm white	360
1382701B1/SHE	6.6 ft (2m)	28,8W @ 24Vdc	super warm white	360
1382801N/SHE	8.2 ft (2.5m)	36W @ 24Vdc	natural white	450
1382801B/SHE	8.2 ft (2.5m)	36W @ 24Vdc	warm white	450
1382801B1/SHE	8.2 ft (2.5m)	36W @ 24Vdc	super warm white	450
1382901N/SHE	9.8 ft (3m)	43,2W @ 24Vdc	natural white	540
1382901B/SHE	9.8 ft (3m)	43,2W @ 24Vdc	warm white	540
1382901B1/SHE	9.8 ft (3m)	43,2W @ 24Vdc	super warm white	540

LED CONVERTER NOT INCLUDED. TO BE ORDERED SEPARATELY.



This profile integrates a stripled with OSRAM Opto Semiconductors diodes.



Compatible with:

APEX	_____	132
APEX H7	_____	132
MISS*	_____	133
LAB*	_____	133

* can integrate APEX profile



FOR POWER SUPPLIES AND ACCESSORIES SEE PAGE 200.