



FLEXYLED SHE6B PW PRO

Domus Line design

Flexible pre-wired LED modules to be integrated

Materials:

flexible LED strip with adhesive

Covering:

high reflectance paint

Light source:

static light LED module

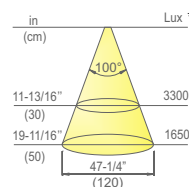

Application type:

universal

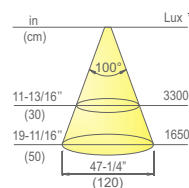

Installation:

surface or integrated into the profiles

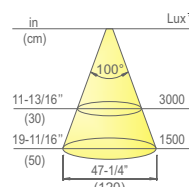

FLEXYLED SHE6B PW PRO is an LED strip with **55 LED/ft (180 LED/m)** on a circuit of only **1/4" (6 mm)** wide. It is supplied with a **high adherence 3M®** adhesive base so it can be installed into profiles with a removable diffuser. These modules are designed with **reinforced soldered power supply cable terminals** which ensure good solidity.



Colour appearance natural white
Colour temperature 4200 Kelvin
Luminous efficiency 85 lm/W
CRI Ra ≥ 80



Colour appearance warm white
Colour temperature 3100 Kelvin
Luminous efficiency 85 lm/W
CRI Ra ≥ 80



Colour appearance super warm white
Colour temperature 2700 Kelvin
Luminous efficiency 85 lm/W
CRI Ra ≥ 80

* values referring to FLEXYLED SHE6B PW PRO 39-3/8" (1000mm)

TECHNICAL DATA

Power	4.4W/ft (14.4W/m)
Power supply	24Vdc
LEDs/ft (LEDs/metre)	55 (180)
Divisibility	1-5/16" (3,3cm) - 6 LED
Cable	79" (2000mm)
Protection	IP20
Adhesive 3M®	yes



FLEXYLED SHE6B PW PRO

modules with 55 LED/ft (180 LED/metre)



Code	Length	Watt & Volt	Light colour	LED
1383001N/SHE	3.3 ft (1000mm)	14,4W @ 24Vdc	natural white	180
1383001B/SHE	3.3 ft (1000mm)	14,4W @ 24Vdc	warm white	180
1383001B1/SHE	3.3 ft (1000mm)	14,4W @ 24Vdc	super warm white	180
1383101N/SHE	6.6 ft (2000mm)	28,8W @ 24Vdc	natural white	360
1383101B/SHE	6.6 ft (2000mm)	28,8W @ 24Vdc	warm white	360
1383101B1/SHE	6.6 ft (2000mm)	28,8W @ 24Vdc	super warm white	360
1383201N/SHE	8.2 ft (2500mm)	36W @ 24Vdc	natural white	450
1383201B/SHE	8.2 ft (2500mm)	36W @ 24Vdc	warm white	450
1383201B1/SHE	8.2 ft (2500mm)	36W @ 24Vdc	super warm white	450
1383301N/SHE	9.8 ft (3000mm)	43,2W @ 24Vdc	natural white	540
1383301B/SHE	9.8 ft (3000mm)	43,2W @ 24Vdc	warm white	540
1383301B1/SHE	9.8 ft (3000mm)	43,2W @ 24Vdc	super warm white	540

LED CONVERTER NOT INCLUDED. TO BE ORDERED SEPARATELY.



This profile integrates a stripled with OSRAM Opto Semiconductors diodes.





Compatible with:

DIVA	_____	134
GOCCIA	_____	138
ICY	_____	134
KOBI	_____	138
LEDYE	_____	135
MICY	_____	135
THEA	_____	136
TWIG	_____	137
TWIG XO	_____	137
TWIG XA	_____	136



FOR POWER SUPPLIES AND ACCESSORIES SEE PAGE 200.