



APEX D-MOTION

Domus Line
design

LED profile for recessed installation

Materials:

polycarbonate, thermoplastic polymers

Finishes:

white

Light source:

twin LED module SHE (168 twin LED/m)

Connector:

Micro24

Wiring:

2000mm

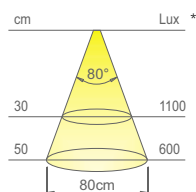

Application type:

under cabinet, under shelf, wardrobe,
kitchen larder

Installation:

recessed

APEX D-MOTION is a luminaire designed for recessed installation in blind or through-milled (HI model) groove measuring just 9 mm wide and 11 mm deep. **APEX D-MOTION** is configured with two-pole cable, Micro24 connector, **TWA (Tunable White)** used for static or dynamic colour temperature selection (2700 - 4000 K) with remote selector supplied separately.



* values referring to APEX SHE TWA 1000mm

Colour appearance	Tunable White
Colour temperature	2700 - 4000 Kelvin
Luminous efficiency	85 lm/W
CRI	Ra ≥ 90





APEX SHE TWA

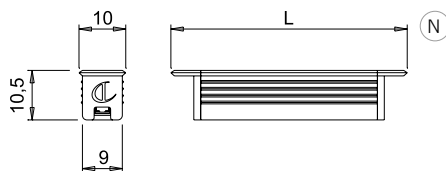
without switch - for blind milled groove




Code	Model	Watt & Volt
on request*	SHE (168 LED/m)	10W/m @ 24Vdc

CONVERTER AND TWA SELECTOR NOT INCLUDED. TO BE ORDERED SEPARATELY.

* Codes will be provided according to the length requested.



(N) This drawing shows the profile's overall dimensions. See installation manual for more details.



APEX HI SHE TWA

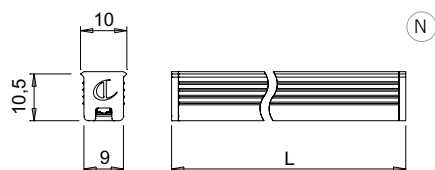
without sensor - for a through milled groove



Code	Model	Watt & Volt
on request*	SHE (168 LED/m)	10W/m @ 24Vdc

CONVERTER AND TWA SELECTOR NOT INCLUDED. TO BE ORDERED SEPARATELY.

* Codes will be provided according to the length requested.



(N) This drawing shows the profile's overall dimensions. See installation manual for more details.



Tunable White (TWA) luminaires of the D-MOTION collection allow the static or dynamic colour temperature selection (2700 - 4000 K) by a remote selector supplied separately.

For LED converters and accessories consult the **Domus Extra catalogue** also available on www.domusline.com.

